

Installation kit ISX Twin AP (on-wall installation)


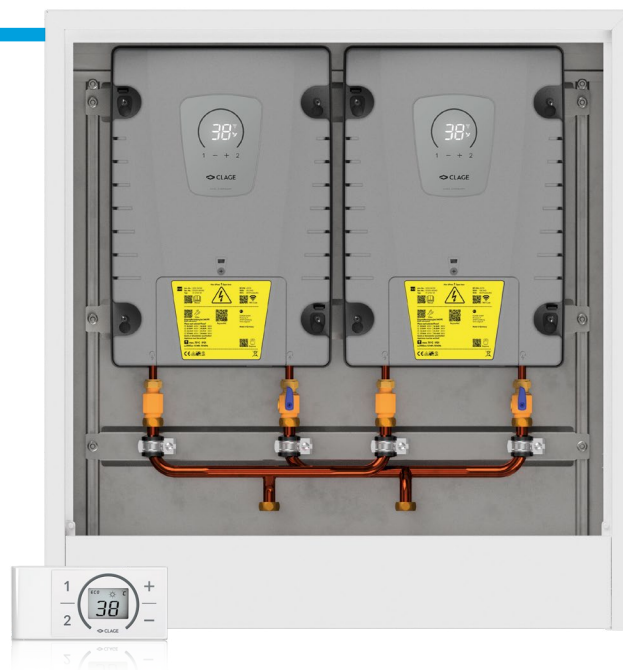


Application areas

Single and multiple point supply*:

- > For increased hot water amounts in high-demand applications
- > Centralised housing supply
- > Shower in spa area
- > Communal showers

*) Min. hot water flow per single tap point: 4 l/min







Installation kit

ISX Twin AP (on-wall installation)

Product information



Energy efficiency class <div><div></div><div>A</div><div></div></div> (Scale: A+ to F)		ISX Twin AP (2×18, 2×21, 2×24 or 2×27kW adjustable)			
Part number:	3200-37133				
Type:	closed-outlet				
Maximum operating pressure [MPa (bar)]:	1(10)				
Water connections (thread connections):	G ½"				
User set temperature [°C]:	20 bis 60 [70]				
Hot water output at Δt = 28 K ^{1) 3) 4)} [l/min]:	2 × 9.2	2 × 10.7	2 × 12.3	2 × 13.8	
Hot water output at Δt = 38 K ^{2) 3)} [l/min]:	2 × 6.8	2 × 7.9	2 × 9.0	2 × 10.2	
Switch-on flow rate / max. flow rate [l/min]:	4.0 / depends on the water pressure				
Nominal power rating [kW]:	2 × 18	2 × 21	2 × 24	2 × 27	
Nominal voltage [3~ / PE 400 V ⁶⁾ AC]:	 two direct connections				
Nominal current per unit ³⁾ [A]:	26	30	35	39	
Required cable diameter per unit ^{3) 5)} [mm²]:	4.0	4.0	6.0	6.0	
Bare wire heating system IES®:	✓				
Ready for Smart Control:	✓ 				
Ready for wireless remote control:	✓  (included)				
Solar-compatible, suitable for reheating (inlet temperature ≤ 70 C):	✓ 				
VDE approved / Protection class:	✓ / IP 21				
Specific water resistance at 15 °C [Ωcm] ≥ :	1100				
Nominal volume unit / pipework [litres]:	2 × 0.4 / 2 × 0.1				
Weight of the kit filled with water [kg]:	27.2				
Dimensions of one appliance (height × width × depth) [cm]:	40.2 × 27.8 × 9.9				
Dimensions of installation kit (height × width × depth) [cm]:	77.2 × 73.1 × 14.0				

1) Temperature increase e.g. from 12 °C to 40 °C 2) Temperature increase e.g. from 12 °C to 50 °C 3) Depending on the selected power rating 4) Mixed water 5) Min. required cable diameter per appliance; max. 10 mm² 6) Also approved for nominal voltage 380 V

Description

- > Two fully electronically controlled high-tech instantaneous water heaters with special frame for on-wall installation and wireless remote control
- > For a parallel water supply to one or more tap connections with a high hot water demand * (i.e. for a spa shower)
- > With the special TWIN software all appliances in a functional group are synchronized, the temperature settings are adapted by all appliances automatically
- > Temperature setting via the FX3 remote control supplied or optionally via smartphone
- > Always precise temperatures between 20 °C and 60 °C with TWIN TEMPERATURE Control TTC® and SERVOTRONIC® dynamic flow rate control
- > The efficient bare wire heating system IES® reduces lime scale deposits and provides an extended service life
- > Electronic safety system with air bubble detection and temperature and pressure cut-off
- > With the Multiple Power System MPS®, the maximum power rating is set at the time of installation: 18, 21, 24 or 27 kW for each unit

- > Integrated Wi-Fi and Bluetooth® function for connection to smartphone and tablet (iOS 9 ** or higher / Android-OS 4.4 or higher and free »Smart Control« app required)
- > Modbus RTU interface for integration into the building technology
- > Function for thermal treatment with 70 °C for more hygiene
- > Suitable for reheating preheated water (inlet temperature up to 70 °C permissible)

Installation kit

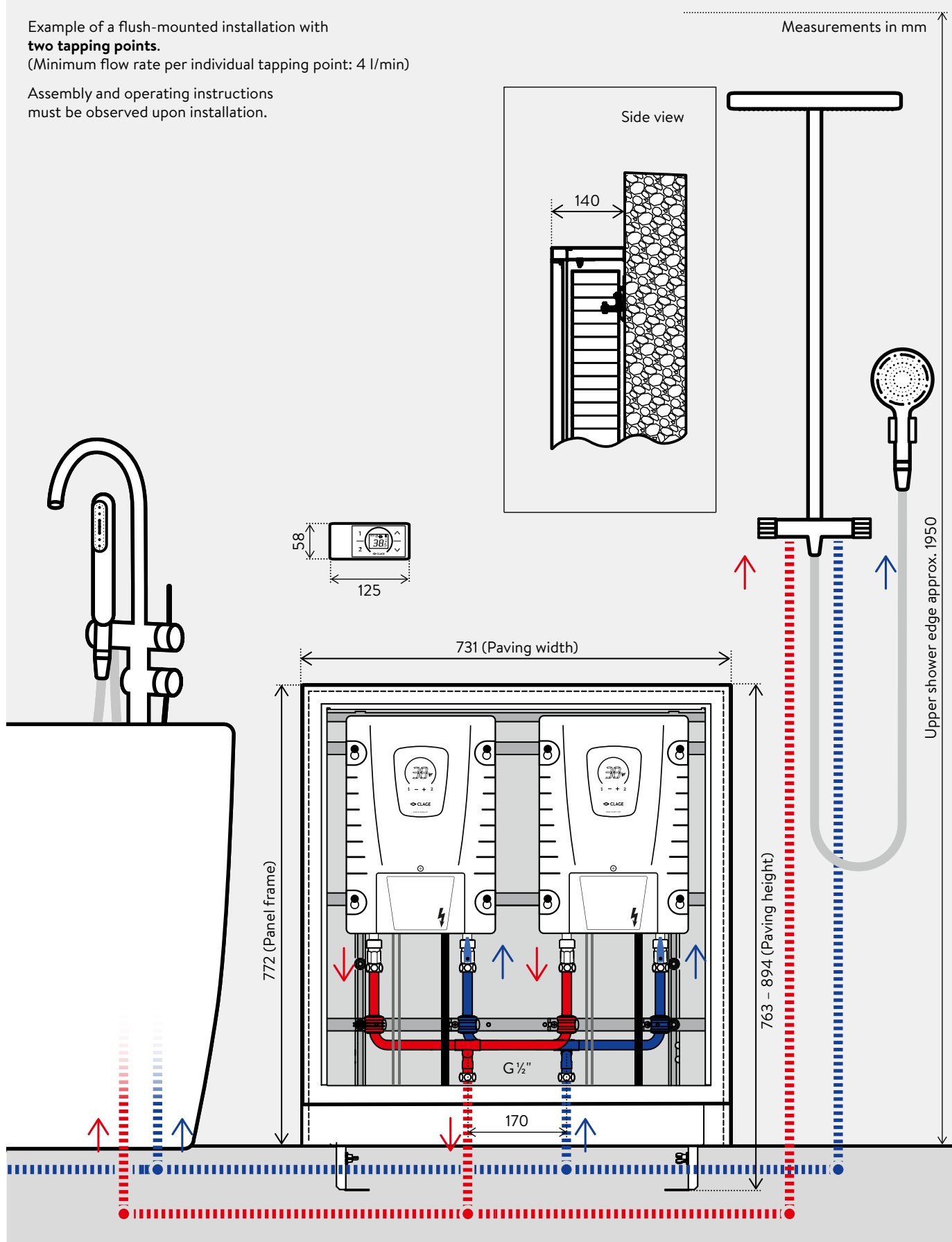
ISX Twin AP (on-wall installation)

Installation



Example of a flush-mounted installation with **two tapping points**.
(Minimum flow rate per individual tapping point: 4 l/min)

Assembly and operating instructions must be observed upon installation.





FX Next remote control (optional)

Additional remote control with high-contrast e-paper display, real glass cover and sensor buttons for convenient temperature adjustment of the instantaneous water heater from a distance of approx. 10 metres indoors. Secure Bluetooth® wireless transmission, magnetic wall bracket and batteries (included).

IP 24. Maße (H × W × D): 9.8 × 9.0 × 2.6 cm

FX Next: Part no. 3200-34023



FX 3 remote control (optional)

Additional remote control for convenient temperature adjustment of the instant water heater at interior distances of up to 10 meters. Secure Bluetooth transfer, continuous two-button temperature selection, two pre-set buttons and a LCD display, magnetic wall holder and batteries included. IP 20.

Dimensions (H × W × D): 5.8 × 12.5 × 1.9 cm

FX 3: Part no. 3200-34021