

E-comfort instant water heater DCX



Application areas

Single and multiple point supply:

- > Bathroom (shower, bath tub, washbasin)
- > Shower
- > Kitchen sink
- > Washbasin



E-comfort instant water heater

DCX

Product information



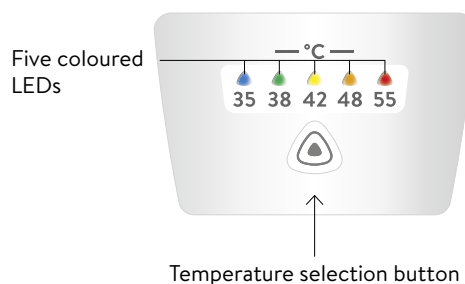
	Energy efficiency class A (Scale: A+ to F)						
	DCX13 (with MPS®, 11 o. 13.5 kW)	DCX (with MPS®, 18, 21, 24, 27 kW)					
Part number:	3200-34233	3200-34217					
Type:	closed-outlet						
Maximum operating pressure [MPa (bar)]:	1(10)						
Water connections (thread connections):	G ½"						
User set temperature [°C]:	35 – 38 – 42 – 48 – 55						
Hot water output at $\Delta t = 28\text{ K}^{1) 2)}$ [l/min]:	5.6	6.9	9.2	10.7	12.3	13.8	
Switch-on flow rate / max. flow rate [l/min]:	2.5 / 5.0 ³⁾		2.5 / 8.0 ³⁾				
Nominal power rating [kW]:	11	13.5	18	21	24	27	
Supply voltage:	3~ / PE 400 V AC						
Nominal current [A]:	16	20	26	30	35	39	
Required cable diameter [mm ²]:	1.5	2.5	4.0	4.0	6.0	6.0	
Bare wire heating system IES®:	✓						
VDE approved / Protection class:	✓ / IP 25						
Specific water resistance at 15 °C [Ωcm] \geq :	1100						
Nominal volume [litres]:	0.4						
Weight filled with water [kg]:	approx. 3.7						
Dimensions (height × width × depth) [cm]:	46.6 × 23.1 × 9.7						

1) Temperature increase e.g. from 12 °C to 40 °C 2) Mixed water 3) Depending on the selected power rating

Description

- > Electronically controlled instant water heater with simple operation
- > One-button operation for fast and easy five-level temperature selection: 35 °C, 38 °C, 42 °C, 48 °C and 55 °C
- > Temperature stable up to the full rated power output. TWIN TEMPERATURE Control TTC® provides precise temperature control even if the water pressure fluctuates.
- > Attractive, very slim design
- > The efficient bare wire heating system IES® reduces lime scale deposits and provides an extended service life
- > Electronic safety system with air bubble detection, temperature and pressure shut-off
- > Multiple Power System MPS®: power settings are set during installation
- > Easy installation due to accessible mounting area and variable connection options

Convenient touch button controls



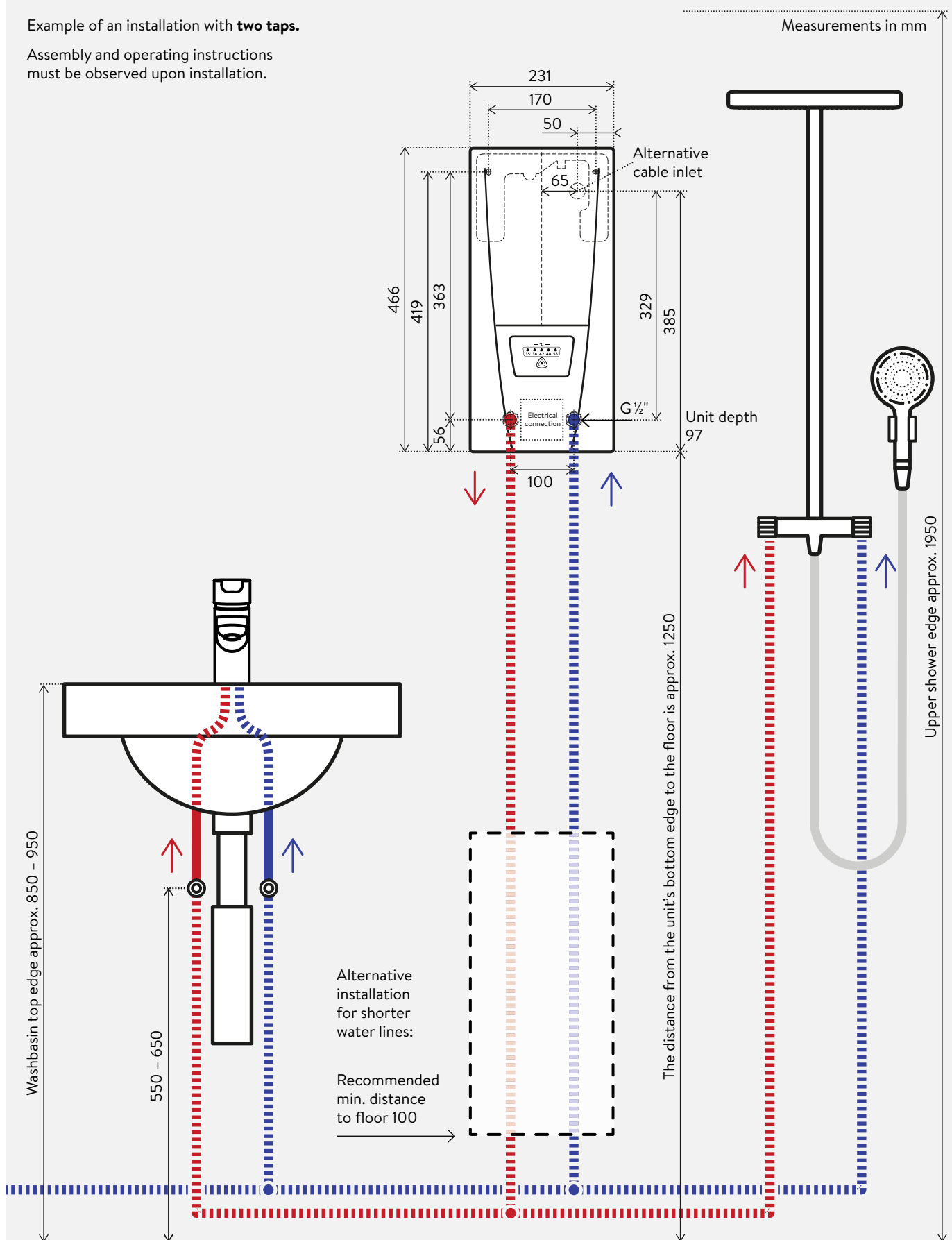
Touch button controls for precise temperature selection. Press the button to select the next temperature setting (35 °C, 38 °C, 42 °C, 48 °C or 55 °C).


E-comfort instant water heater DCX Installation



Example of an installation with **two taps**.

Assembly and operating instructions must be observed upon installation.



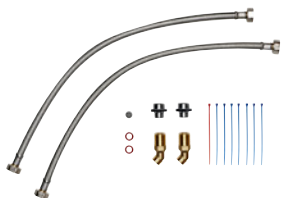


Basic mounting kit RDX for more mounting options (optional)

The universal mounting frame RDX, which allows for an electrical connection at any position behind the unit, is available as an accessory.

- > With electronic wiring and tap extensions
- > For difficult installation conditions, for example, exchanging an instant water heater with different connections
- > Compensates for uneven tiles or wall irregularities
- > Installation must be performed by a specialist

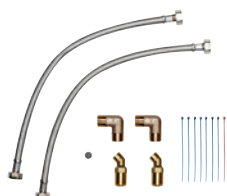
RDX: Part no. 3200-34100



Extension kit UDX for under-counter installation (optional)

Pipe assembly for undersink installation with water connections, top flush-mounted G $\frac{3}{8}$ inch (basic mounting kit RDX required).

UDX: Part no. 3200-34110



Extension kit VDX for offset mounting (optional)

Pipe assembly for offset installation or reversed water connections when exchanging gas water heaters (basic mounting kit RDX required).

VDX: Part no. 3200-34120