

Boiling water heater HBE



Application areas

Boiling water supply:

- > Offices
- > Canteens / Bistros
- > Restaurants / Hotels
- > Hospitals






Boiling water heater

HBE

Product information



	 boiling > 		
	HBE 6-003	HBE 6-005	HBE 6-007
Part number [case painted white]:	4100-44403	4100-44405	4100-44407
Part number [case stainless steel]:	4100-44413	4100-44415	4100-44417
Water connection (thread connection):	G ½"		
Temperature range [°C]:	65 – 100		
Boiling water content [litres / cups ¹⁾]:	3 / 18	5 / 30	7.5 / 45
Boiling water capacity [cups ¹⁾ / h]:	100	140	140
Recovery time [cups ¹⁾ / min]:	1.5	2.3	2.3
Reheating time with complete filling ²⁾ [min]:	17	17	24
Standby power consumption [kWh / 24h]:	1.1 ³⁾	1.2 ³⁾	1.3 ³⁾
Nominal power rating at 1~/N/PE 230 V AC [kW]:	1.4	2.2	2.2
Power supply:	1~/N/PE 230 V AC		
Functional indicator:	✓		
Protection class:	IP 20		
Dimensions height × width × depth [cm]:	43.1 × 28.9 × 18.0	46.5 × 31.8 × 19.8	57.8 × 31.8 × 19.8
Connecting cable:	 with plug		
Weight (filled) [kg]:	12.5	16.5	20.5

1) Standard cup with 167 ml 2) At 10 °C cold water temperature 3) Can be reduced by up to 29% by activating the energy saving mode

Description

- > Instant boiling water heater for continuous supply of boiling water
- > Premium insulation and cool push two way valve
- > The push-lever valve allows an easy dispensing of hot water for a single cup, lifting the lever will conveniently fill a whole jug, with safety lock
- > LCD display for operation and function indicators
- > Patented two-chamber system with heat-insulated stainless steel container prevents the mixing of cold and hot water
- > Optional energy saver setting (automatic temperature drop to 65 °C after longer periods of inactivity, via light sensor or 24/7 timer)

Push-lever valve

The key valve does not become hot and allows a filling of the cup by finger pressure. The key can be raised for convenient filling of a jug. The use of the safety lock prevents unintentional taping of hot water.

Push-lever valve with safety lock



Convenient filling of a jug with raised lever



Boiling water heater

HBE

Installation

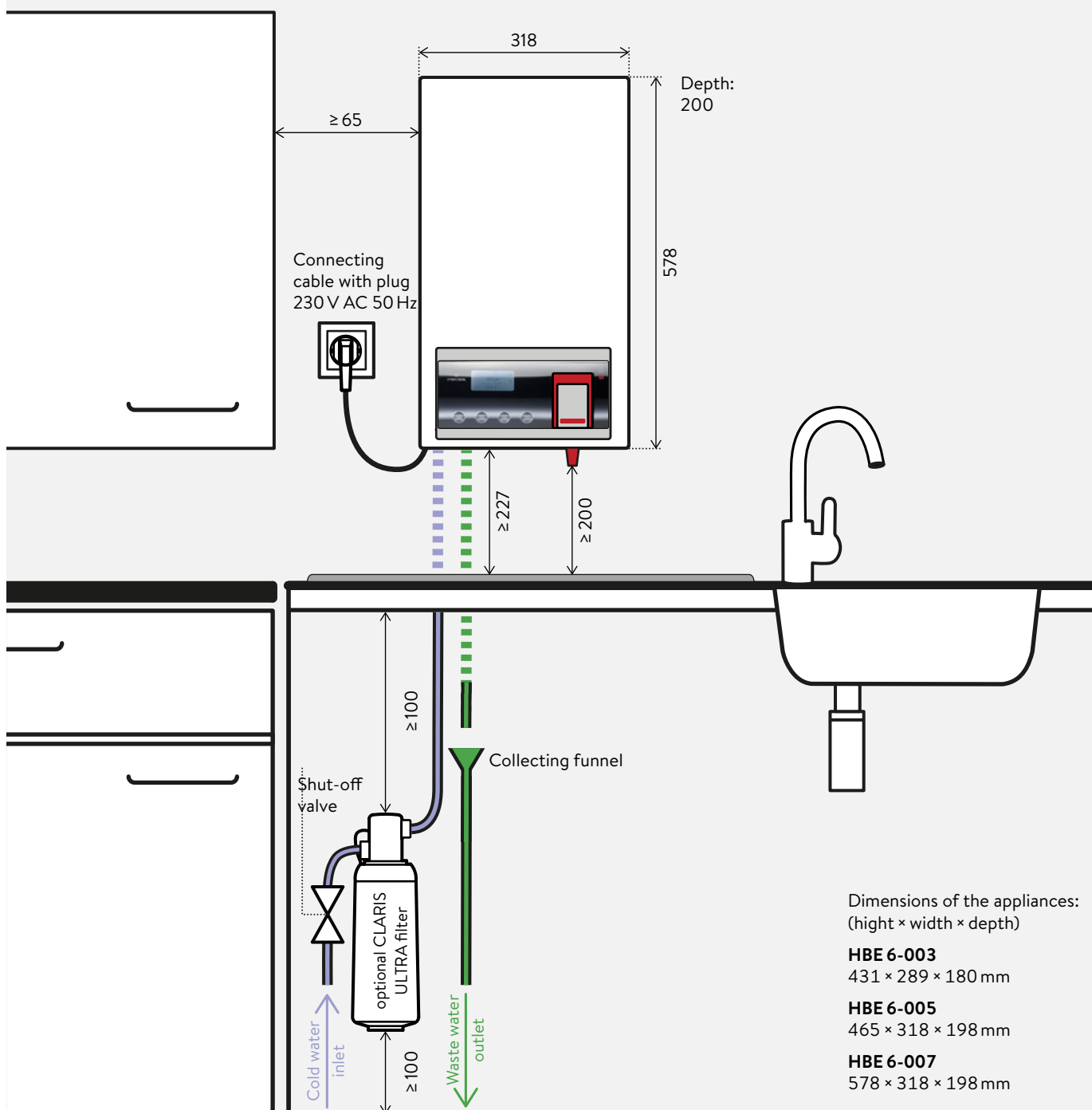
Dimensions in mm

The outlet of the automatic boiling water heater must be located above the sink or the drip tray. The bottom edge of the outlet should not be less than 200 mm above the drip tray. If larger vessels are to be filled, the distance must be increased.

The example shows the installation of a HBE 6-007, as flush installation with visible collecting funnel. Alternatively, a surface installation with a pipe section is possible.

For maintenance work, a minimum clearance of 150 mm above, 65 mm left and 20 mm right must be observed.

Assembly and operating instructions must be observed upon installation.

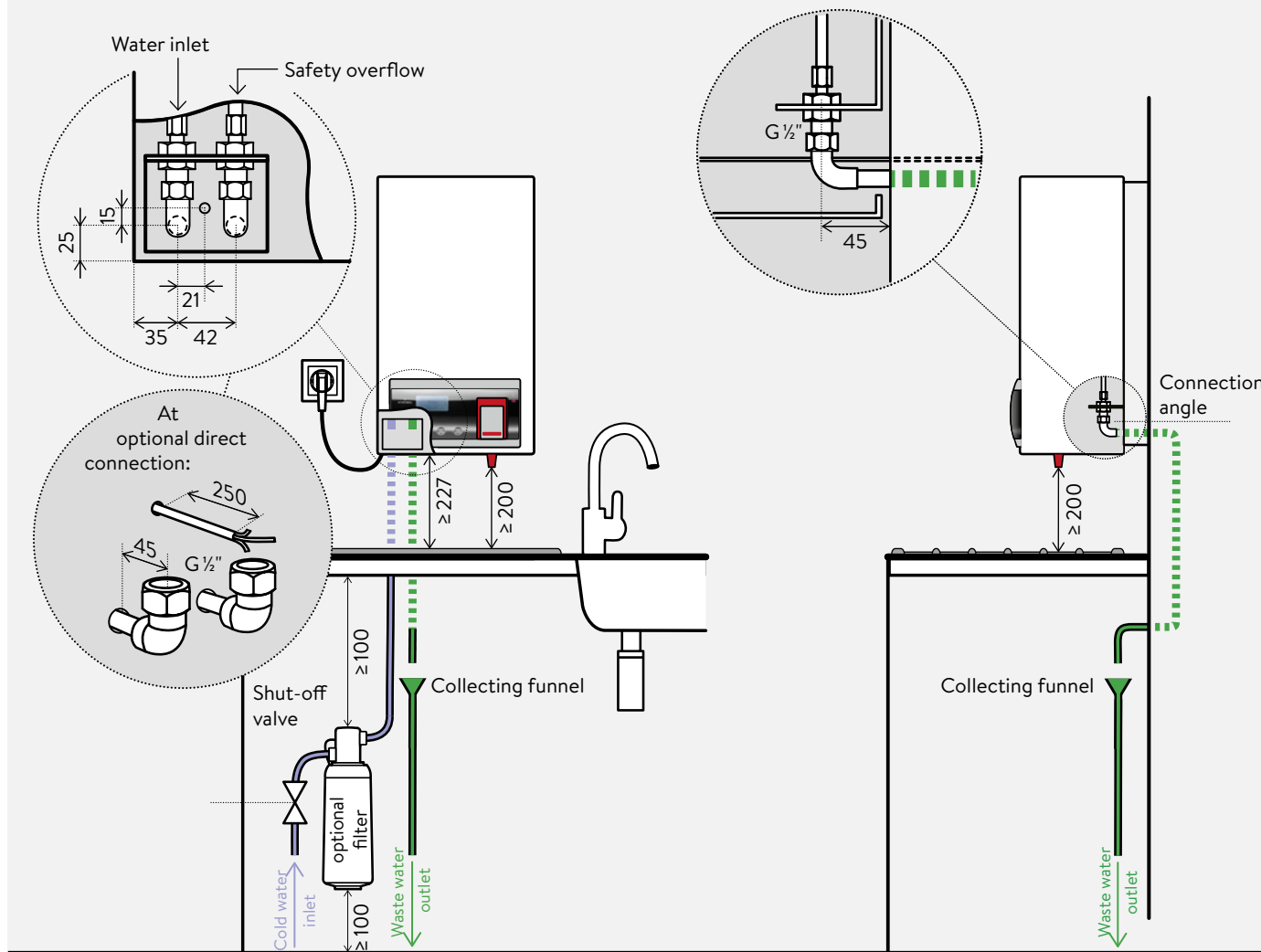


Boiling water heater HBE Installation

The example shows the water connections when installing a HBE 6-007, as flush installation with visible collecting funnel.

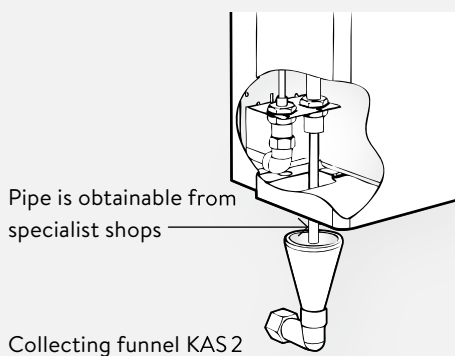
Dimensions in mm

Assembly and operating instructions must be observed upon installation.



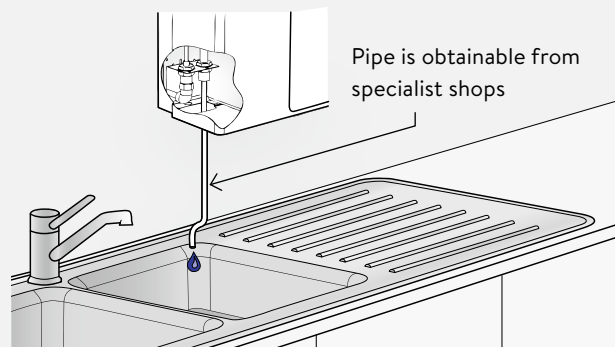
Flush installation with visible collecting funnel

In this case, a commercial funnel must be set for the overflow. The safety overflow must be lengthened by means of a pipe, its end visible outside the appliance leads in the funnel.



Surface mounting with tube

In this case, a 1/2-inch screw connection is used to connect a pipe (Ø = min. 12 mm) to the safety overflow. Its other end leads to the drainage of the sink in a visible place protected from scalding.



Boiling water heater
HBE
Accessories



KAT1 (optional)
Stainless steel-tableau, 32.5 × 17.5 cm
KAT1: Part no. 4100-44080




KAT2 (optional)
Stainless steel-tableau with drain connection,
32.5 × 17.5 cm
KAT2: Part no. 4100-44081



KAS1 (optional)
Collecting funnel for undersink installation, 3/4-inch
KAS1: Part no. 4100-44085



KAS2 (optional)
Collecting funnel for wall installation, 3/4-inch
KAS2: Part no. 4100-44086



KAW (optional)

Connection angle for flush installation
½-inch to ½-inch union nut

KAW: Part no. 4100-44087



Filter system CLARIS ULTRA for water softening (optional)

For hard, chalky water, the filter system CLARIS ULTRA is to be used (recommended from 10 °KH).

Filter head suitable for all CLARIS ULTRA-filter

Filter head Universal: Part no. 84519

Filter cartridge, capacity at 10 °KH 4.200 litre

CLARIS ULTRA 500: Part no. 84500

Filter cartridge, capacity at 10 °KH 8.500 litre

CLARIS ULTRA 1000: Part no. 84501

Filter cartridge, capacity at 10 °KH 20.000 litre

CLARIS ULTRA 2000: Part no. 84502